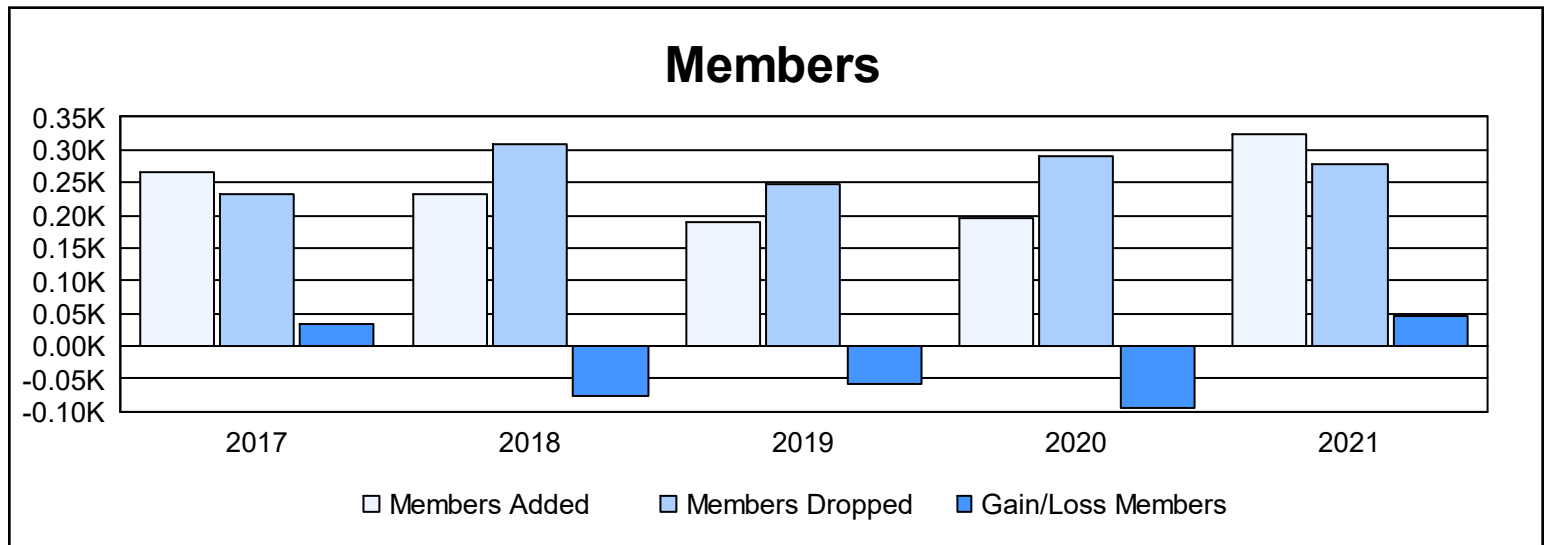
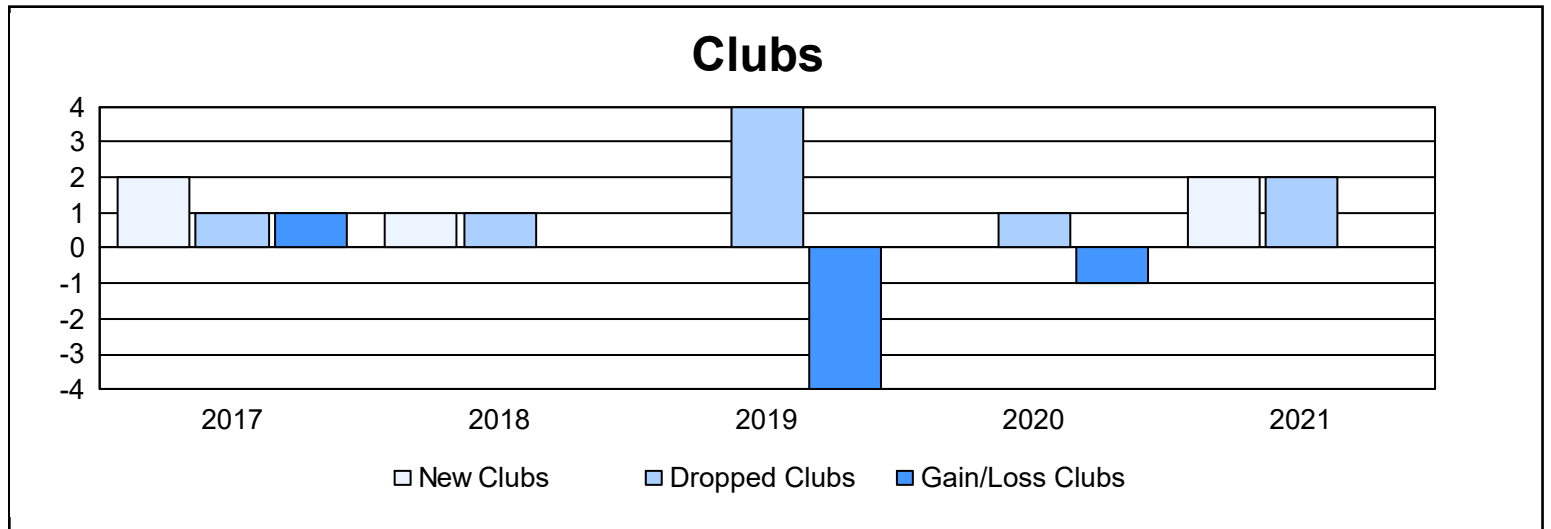
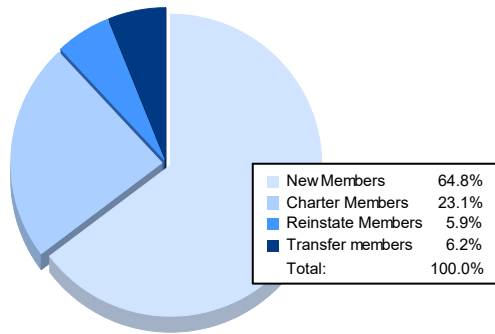


| Year           | New Clubs | Dropped Clubs | Gain/ Loss Clubs | New Members | Charter Members | Reinstate Members | Transfer Members | Total Member Added | Total Members Dropped | Gain/ Loss Members |
|----------------|-----------|---------------|------------------|-------------|-----------------|-------------------|------------------|--------------------|-----------------------|--------------------|
| 2016-2017      | 2         | 1             | 1                | 185         | 49              | 5                 | 27               | 266                | 231                   | 35                 |
| 2017-2018      | 1         | 1             | 0                | 170         | 27              | 14                | 22               | 233                | 309                   | -76                |
| 2018-2019      | 0         | 4             | -4               | 153         | 4               | 11                | 22               | 190                | 249                   | -59                |
| 2019-2020      | 0         | 1             | -1               | 101         | 4               | 66                | 24               | 195                | 289                   | -94                |
| 2020-2021      | 2         | 2             | 0                | 210         | 75              | 19                | 20               | 324                | 279                   | 45                 |
| <b>Average</b> | <b>1</b>  | <b>2</b>      | <b>-1</b>        | <b>164</b>  | <b>32</b>       | <b>23</b>         | <b>23</b>        | <b>242</b>         | <b>271</b>            | <b>-30</b>         |



### Membership Composition June 2021 Cumulative



### Gender Composition June 2021 Cumulative

